

REVISIONS				
ZONE	REV.	DESCRIPTION	DATE	APPROVED
	A	PCO: 5301465, INITIAL RELEASE	08/15/2025	D. ZHANG

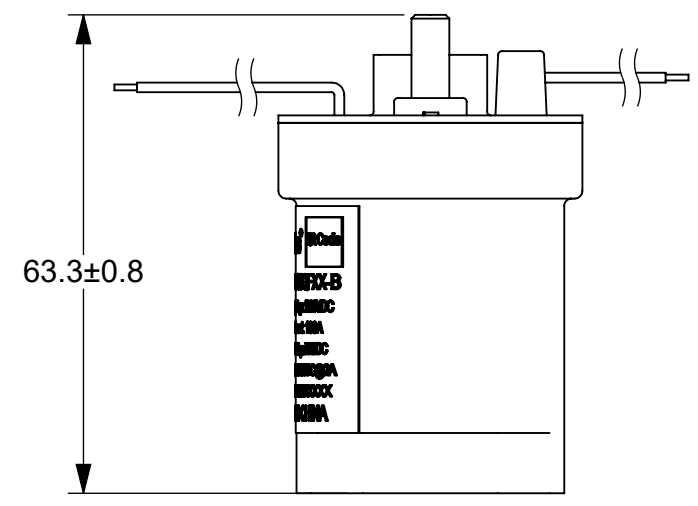
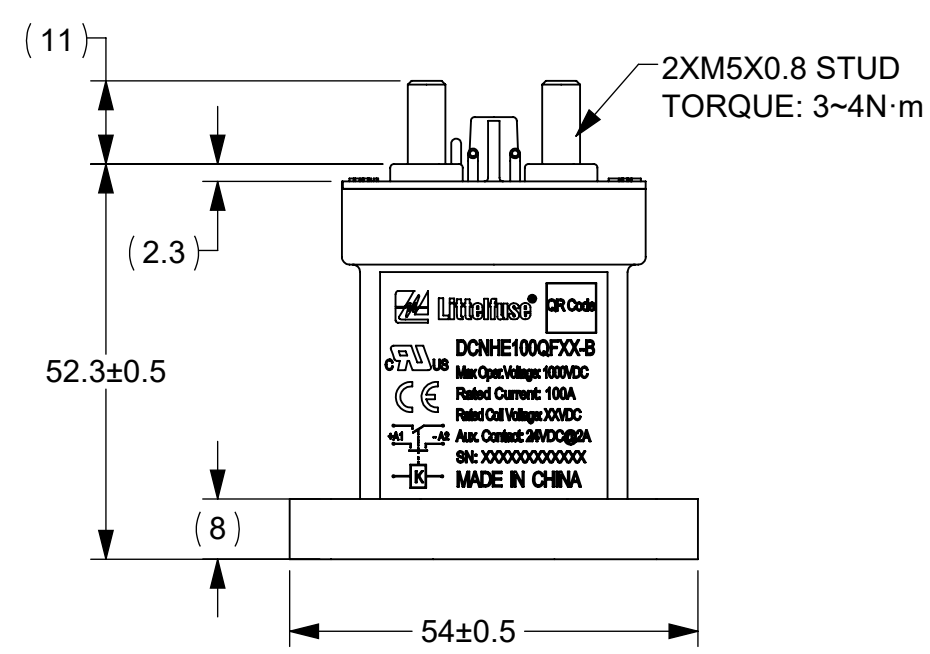
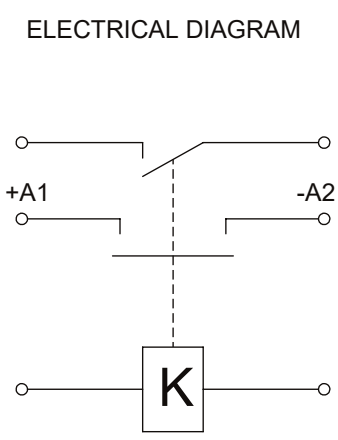
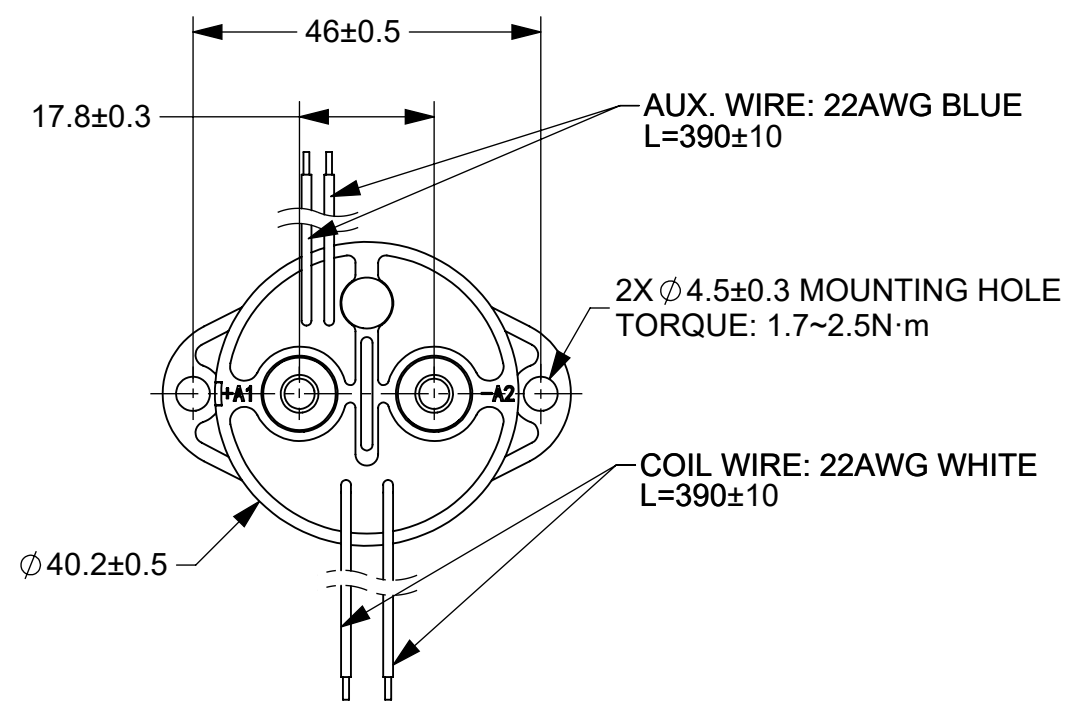
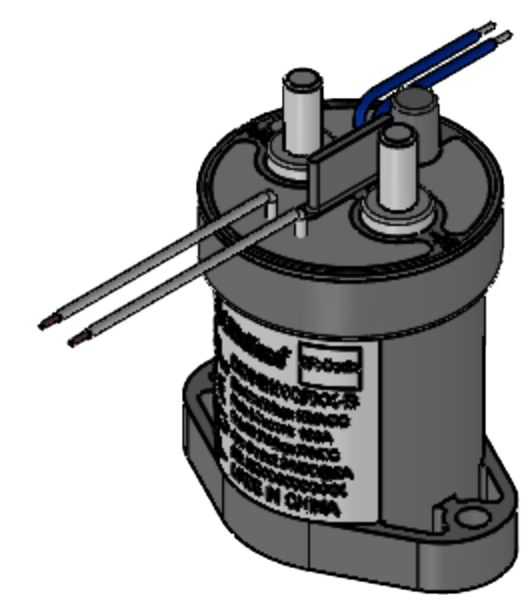


TABLE 1: ENGINEERING DESIGN DATA

ITEM	DATA		
	DCNHE100QF12-B	DCNHE100QF24-B	DCNHE100QF48-B
RATED COIL VOLTAGE	12 VDC	24 VDC	48 VDC
HOLDING CURRENT(25°C)	MAX 0.6A	MAX 0.3A	MAX 0.16A
HOLDING POWER(25°C)	5W ~ 7W	5W ~ 7W	5W ~ 7W
OPERATING VOLTAGE IN COLD STATE AT 25°C	OPERATE	MAX 9 VDC	MAX 18 VDC
	RELEASE	MIN 1 VDC	MIN 2 VDC
OPERATE TIME	MAX 30ms		
RELEASE TIME	MAX 10ms		
MAIN CONTACT VOLTAGE DROP	80mV@100A		
DIELECTRIC STRENGTH (LEAKAGE CURRENT ≤1 mA)	BETWEEN THE CONTACT AND CONTACT: 4000V AC, 50Hz/60Hz, 1min. BETWEEN THE CONTACT AND COIL AND AUX. CONTACT: 3000V AC, 50Hz/60Hz, 1min.		
INSULATION RESISTANCE	100MQ@1000 VDC		
CONTACT VOLTAGE RANGE	12 VDC~1000 VDC		
RATED CONTACT CURRENT	100A		
OPERATING TEMP	-40°C ~ +85°C		
MAX. BREAKING CURRENT	1000A@320VDC, 1CYCLE		
ELECTRICAL LIFE (RESISTIVE LOAD)	6000 CYCLES (100A @ 450V DC); 1000 CYCLES (50A @ 750V DC); 1000 CYCLES (20A @ 1000V DC)		
MECHANICAL LIFE	300,000 CYCLES		

- NOTES:
- ALL SIZES ARE FOR REFERENCE ONLY.
 - MATERIALS AND FINISHED:
 - HOUSING: THERMOPLASTIC, UL94-V0.
 - CONTACTS: COPPER ALLOY.
 - PRODUCT TECHNICAL PARAMETERS: SEE TABLE 1.
 - MAIN CONTACT ARRANGEMENT: SPST-NO, WITH POLAR.
 - AUXILIARY CONTACT ARRANGEMENT: SPST-NO.
 - CERTIFICATIONS: UL, CE.
 - RoHS AND REACH COMPLIANT.
 - APPROX WEIGHT 200g.



DIMENSIONS ARE SHOWN IN MILLIMETERS. DIMENSIONS AND TOLERANCES ARE DEFINED ACCORDING TO ANSIA/SME Y14.5-1994.

PER CHNFPD20-008 PROCEDURE

- FIT/ FUNCTION CRITICAL CHARACTERISTICS
- <S> SAFETY/ COMPLIANCE CRITICAL CHARACTERISTICS SYMBOL
- CPK DENOTES CPK DIMENSIONS MINIMUM CPK VALUE
- (ST) DENOTES A CHARACTERISTIC THAT PROVIDES AN INDICATION OF PROCESS PERFORMANCE. PROCEDURE FOR MEASUREMENT AND TRACKING TO BE DEFINED IN LITTELFUSE INSPECTION INSTRUCTIONS
- CP DENOTES CP DIMENSIONS. MINIMUM CP VALUE MUST BE WITHIN THE DIMENSIONAL LIMITATIONS SHOWN ON DRAWING AND INITIALLY LOCATED TO ALLOW FOR MAXIMUM TOOL LIFE

NAME	DATE	<p>Expertise Applied Answers Delivered</p>
DRAWN MJ. DAI	08/16/2025	
CHECKED D. ZHANG	08/16/2025	
FORM NO. CVP-PE40-0005 REV B		TITLE
THIRD ANGLE PROJECTION		DC CONTACTOR 100A
SIZE C	DWG. NO. OL-DCNHE100QFXX-B, CHART	REV. A
DO NOT SCALE DRAWING	SCALE 1:1	SHEET 1 OF 1